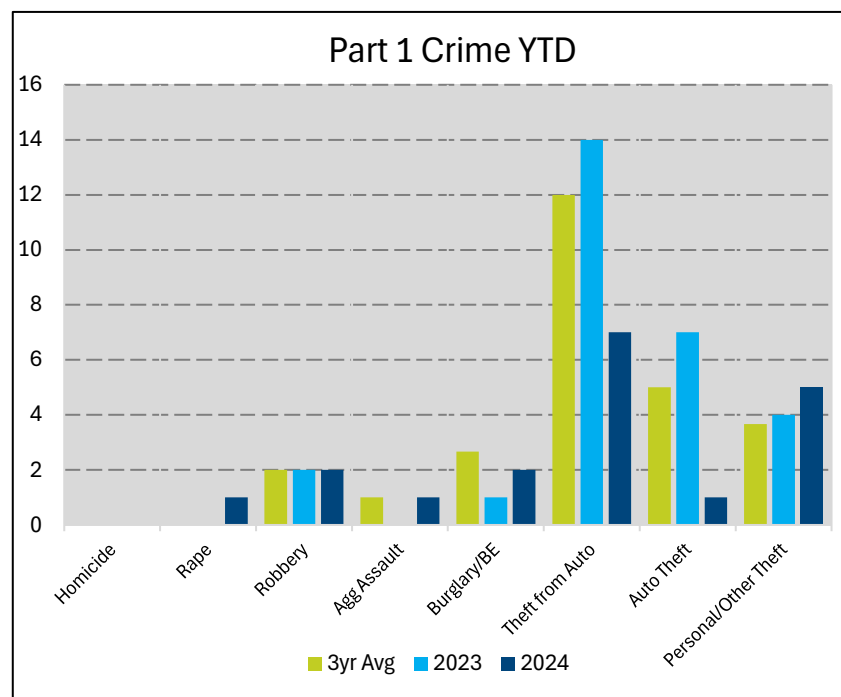
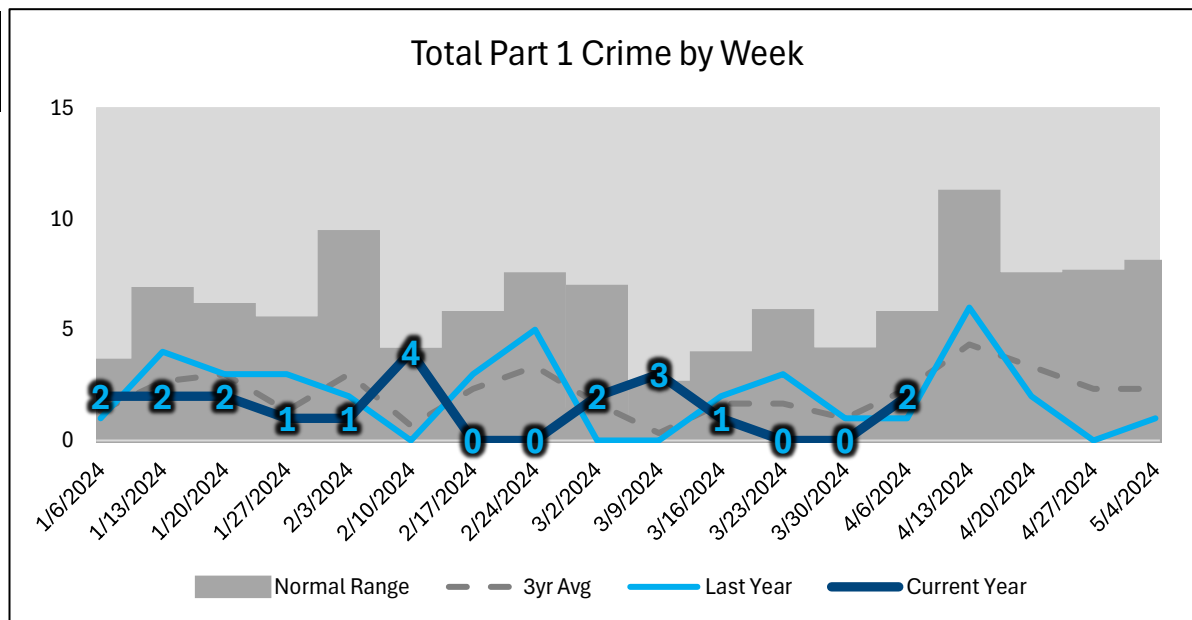


Pendleton Neighborhood Report

Part 1 Crime YTD	3yr Avg	2023	2024	% Change: Avg / 24	% Change: 2023/ 2024
Homicide	0.00	0	0	N/C	N/C
Rape	0.00	0	1	+1	+1
Robbery	2.00	2	2	N/C	N/C
Agg Assault	1.00	0	1	N/C	+1
Part 1 Violent	3.00	2	4	33.33%	100.00%
Burglary/BE	2.67	1	2	-25.00%	100.00%
Theft from Auto	12.00	14	7	-41.67%	-50.00%
Auto Theft	5.00	7	1	-80.00%	-85.71%
Personal/Other Theft	3.67	4	5	36.36%	25.00%
Part 1 Property	23.33	26	15	-35.71%	-42.31%
Part 1 Total	26.33	28	19	-27.85%	-32.14%



Part 1 Crime 28 Day	Last 28 Days	Current 28 Days	% Change
Homicide	0	0	N/C
Rape	1	0	-1
Robbery	1	0	-1
Agg Assault	0	0	N/C
Part 1 Violent	2	0	-2
Burglary/BE	0	1	+1
Theft from Auto	0	1	+1
Auto Theft	1	0	-1
Personal/Other Theft	2	1	-50.00%
Part 1 Property	3	3	N/C
Part 1 Total	5	3	-40.00%



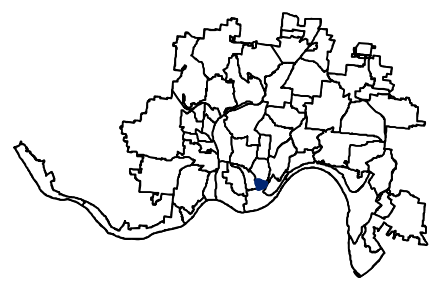
**Total Part 1 Crime by Week

displays the End Date for each week period

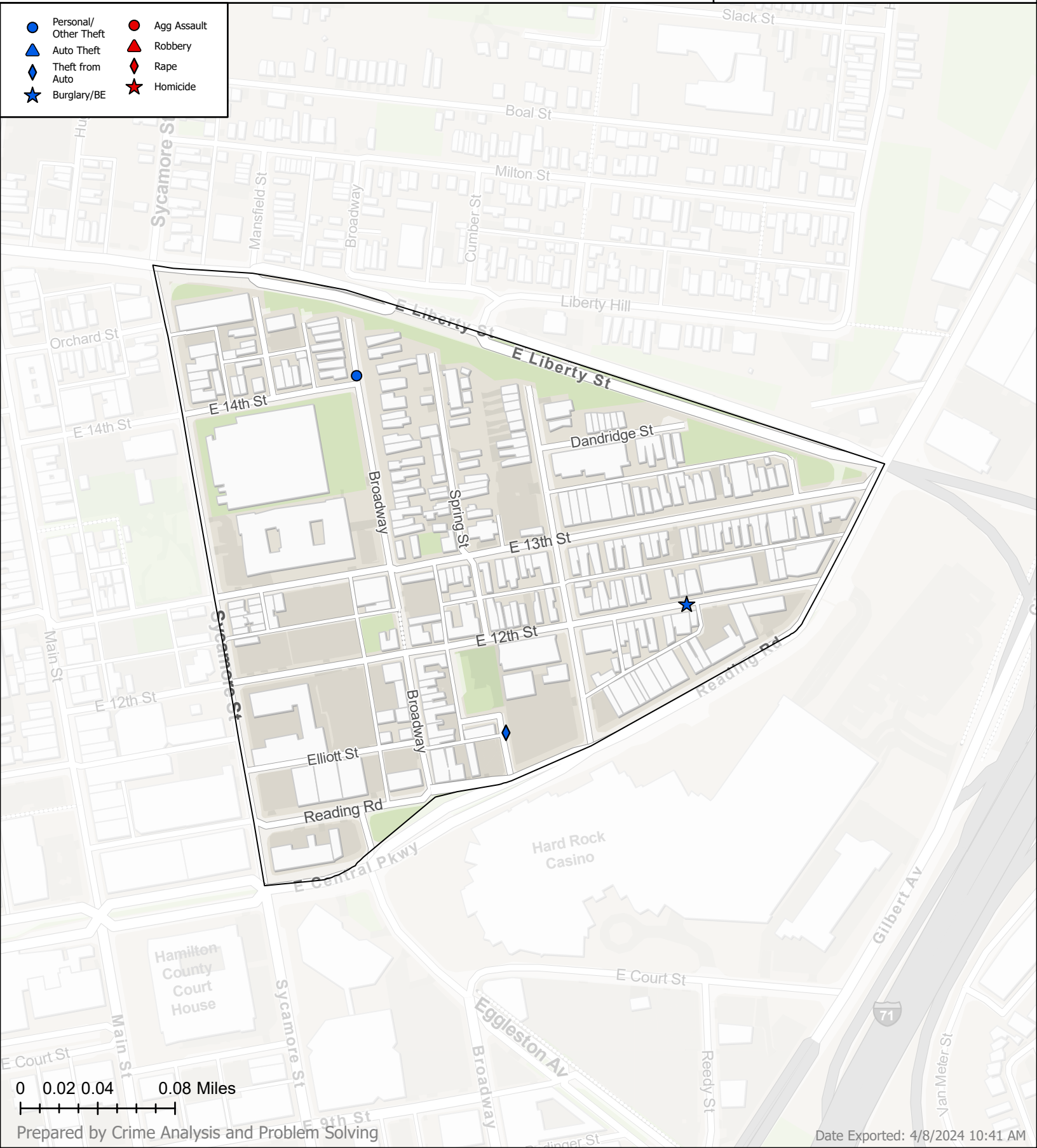


NEIGHBORHOOD CRIME REPORT: PENDLETON

28 Day Reporting Period



**All information shown here is preliminary and subject to change*



0 0.02 0.04 0.08 Miles

Neighborhood Block Report

4/8/2024

10:57



PENDLETON

District 1

Burglary/BE

Incident No	Offense	Date of Offense	Street Block
249008204	Burglary	3/31/2024 10:45:57 PM	5XX E 12TH ST

Personal/Other Theft

Incident No	Offense	Date of Offense	Street Block
249008400	Unauthorized Use of Motor Vehicle	4/2/2024 7:58:00 PM	13XX BROADWAY

Theft from Auto

Incident No	Offense	Date of Offense	Street Block
249C000245	Theft	3/16/2024 2:05:57 PM	11XX SPRING ST