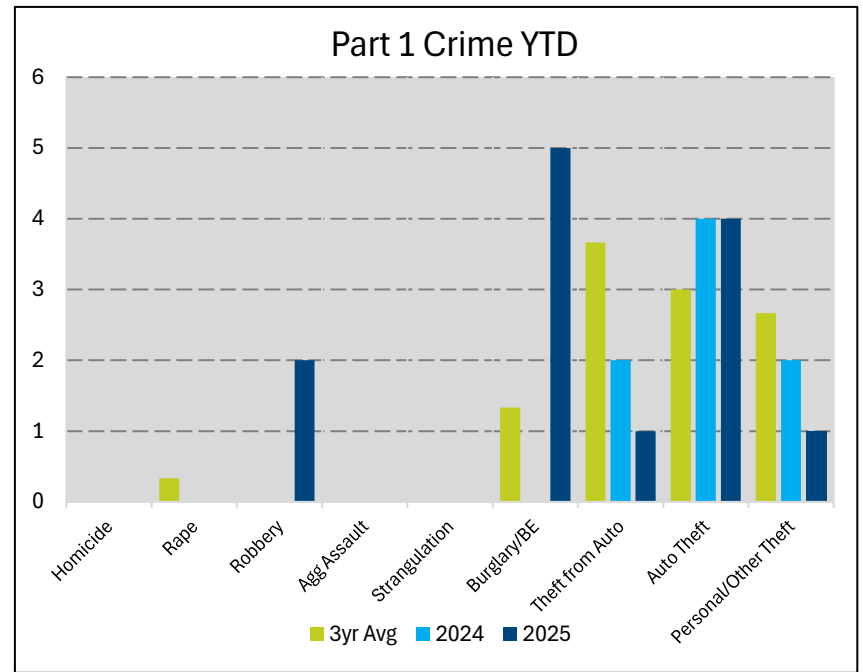
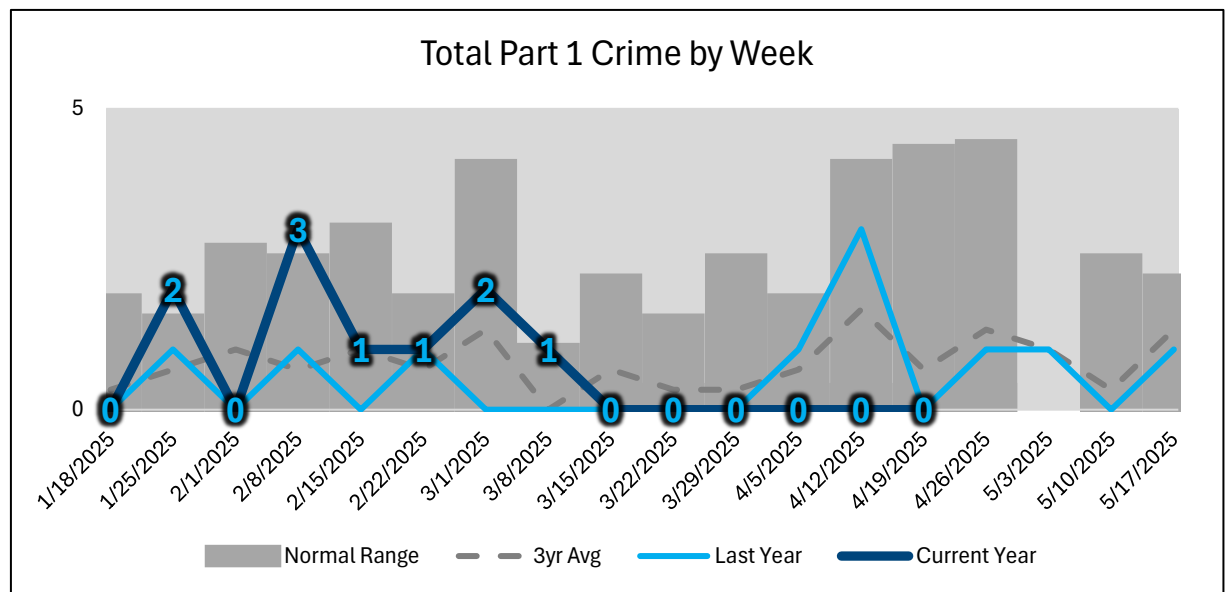


Columbia Tusculum Neighborhood Report

| Part 1 Crime YTD | 3yr Avg | 2024 | 2025 | % Change: Avg / 25 | % Change: 2024 / 2025 |
|------------------------|--------------|----------|-----------|--------------------|-----------------------|
| Homicide | 0.00 | 0 | 0 | N/C | N/C |
| Rape | 0.33 | 0 | 0 | -0.33 | N/C |
| Robbery | 0.00 | 0 | 2 | +2 | +2 |
| Agg Assault | 0.00 | 0 | 0 | N/C | N/C |
| Strangulation | -- | 0 | 0 | -- | N/C |
| Part 1 Violent | 0.33 | 0 | 2 | 500.00% | +2 |
| Burglary/BE | 1.33 | 0 | 5 | 275.00% | +5 |
| Theft from Auto | 3.67 | 2 | 1 | -72.73% | -50.00% |
| Auto Theft | 3.00 | 4 | 4 | 33.33% | N/C |
| Personal/Other Theft | 2.67 | 2 | 1 | -62.50% | -50.00% |
| Part 1 Property | 10.67 | 8 | 11 | 3.13% | 37.50% |
| Part 1 Total | 11.00 | 8 | 13 | 18.18% | 62.50% |



| Part 1 Crime 28 Day | Last 28 Days | Current 28 Days | % Change |
|------------------------|--------------|-----------------|------------|
| Homicide | 0 | 0 | N/C |
| Rape | 0 | 0 | N/C |
| Robbery | 2 | 0 | -2 |
| Agg Assault | 0 | 0 | N/C |
| Strangulation | 0 | 0 | N/C |
| Part 1 Violent | 0 | 0 | N/C |
| Burglary/BE | 1 | 0 | -1 |
| Theft from Auto | 0 | 0 | N/C |
| Auto Theft | 0 | 0 | N/C |
| Personal/Other Theft | 0 | 0 | N/C |
| Part 1 Property | 0 | 0 | N/C |
| Part 1 Total | 3 | 0 | -3 |

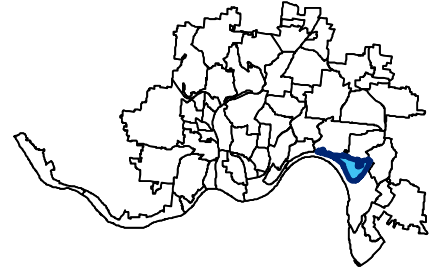


*Statistics are preliminary and subject to further analysis and revision



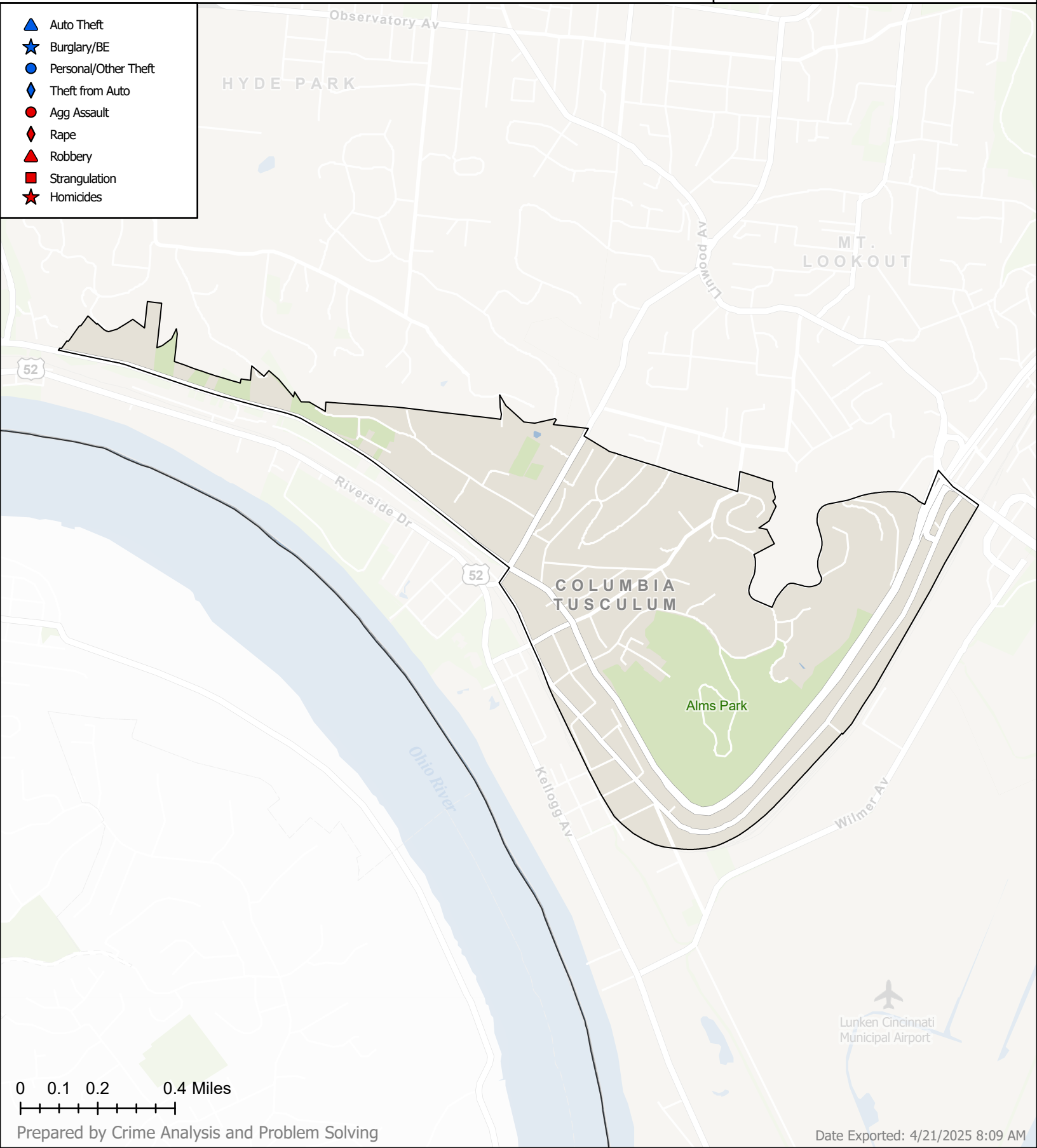
NEIGHBORHOOD CRIME REPORT: COLUMBIA TUSCULUM

Current 28-Day Period:
3/23/2025 - 4/19/2025



**All information shown here is preliminary and subject to change*

- ▲ Auto Theft
- ★ Burglary/BE
- Personal/Other Theft
- ◆ Theft from Auto
- Agg Assault
- ◆ Rape
- ▲ Robbery
- Strangulation
- ★ Homicides



0 0.1 0.2 0.4 Miles



Neighborhood Block Report

28-Day Period: -

Incident No

Offense

Date of Offense

Street Block