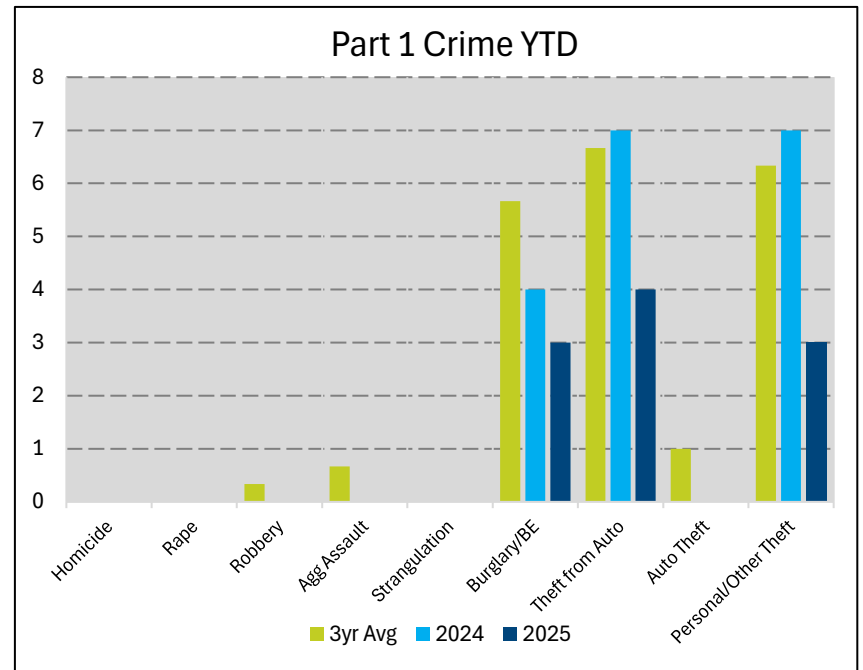
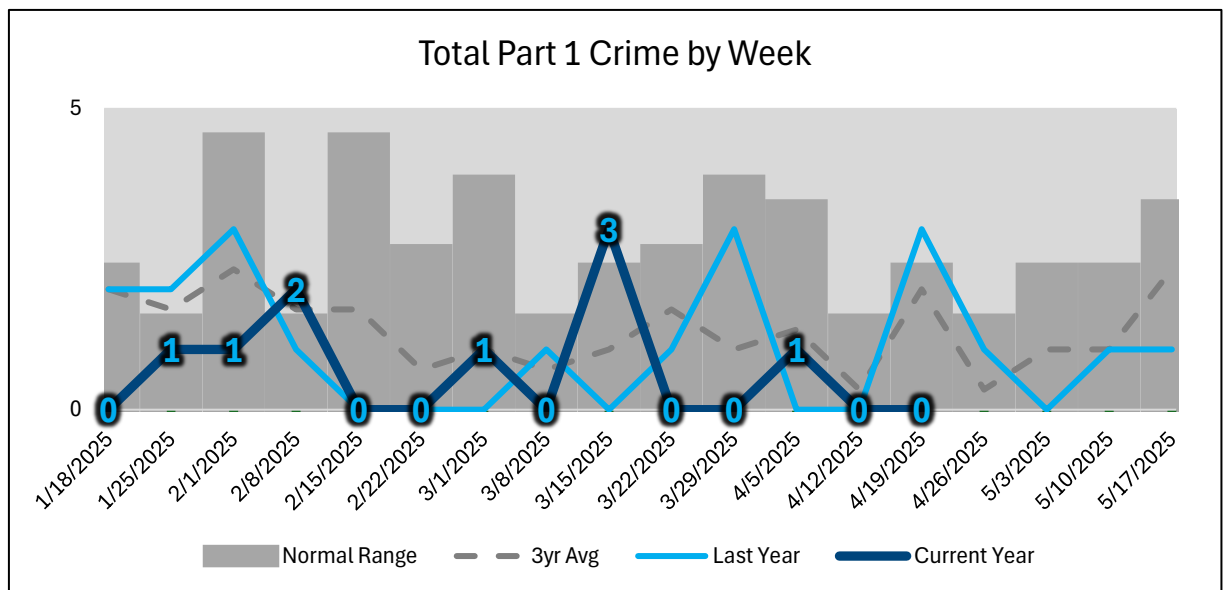


# East End Neighborhood Report

Part 1 Crime YTD	3yr Avg	2024	2025	% Change: Avg / 25	% Change: 2024 / 2025
Homicide	0.00	0	0	N/C	N/C
Rape	0.00	0	0	N/C	N/C
Robbery	0.33	0	0	-0.33	N/C
Agg Assault	0.67	0	0	-0.67	N/C
Strangulation	--	0	0	--	N/C
<b>Part 1 Violent</b>	<b>1.00</b>	<b>0</b>	<b>0</b>	<b>-1</b>	<b>N/C</b>
Burglary/BE	5.67	4	3	-47.06%	-25.00%
Theft from Auto	6.67	7	4	-40.00%	-42.86%
Auto Theft	1.00	0	0	-1	N/C
Personal/Other Theft	6.33	7	3	-52.63%	-57.14%
<b>Part 1 Property</b>	<b>19.67</b>	<b>18</b>	<b>10</b>	<b>-49.15%</b>	<b>-44.44%</b>
<b>Part 1 Total</b>	<b>20.67</b>	<b>18</b>	<b>10</b>	<b>-51.61%</b>	<b>-44.44%</b>



Part 1 Crime 28 Day	Last 28 Days	Current 28 Days	% Change
Homicide	0	0	N/C
Rape	0	0	N/C
Robbery	0	0	N/C
Agg Assault	0	0	N/C
Strangulation	0	0	N/C
<b>Part 1 Violent</b>	<b>0</b>	<b>0</b>	<b>N/C</b>
Burglary/BE	2	0	-2
Theft from Auto	1	0	-1
Auto Theft	0	0	N/C
Personal/Other Theft	1	1	N/C
<b>Part 1 Property</b>	<b>4</b>	<b>1</b>	<b>-75.00%</b>
<b>Part 1 Total</b>	<b>4</b>	<b>1</b>	<b>-75.00%</b>



**Current 28-Day Period: 03/23/25 - 04/19/25**

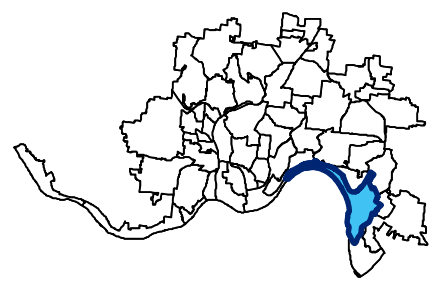
*\*Statistics are preliminary and subject to further analysis and revision*

*\*\*Total Part 1 Crime by Week displays the End Date for each week period*



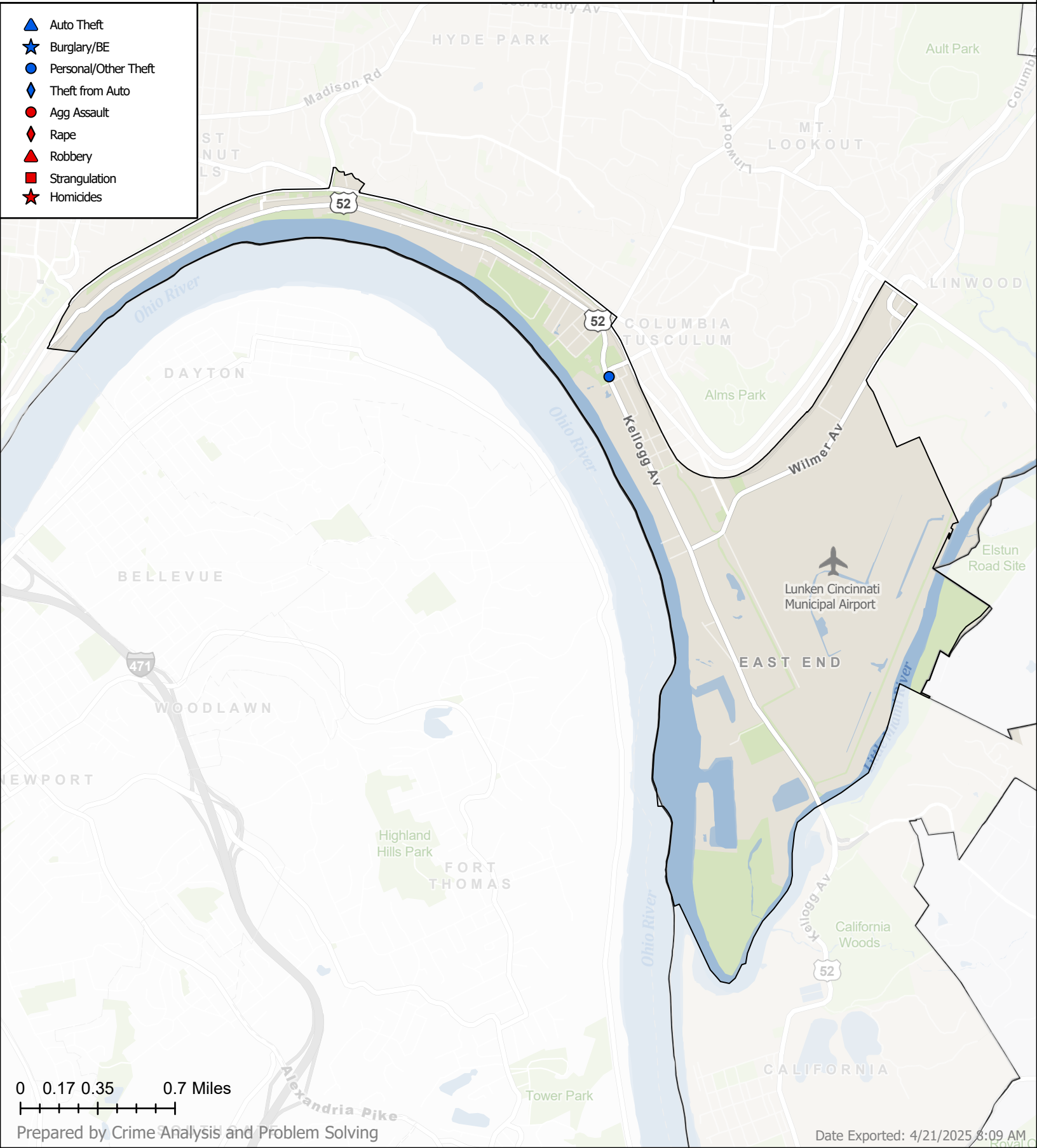
# NEIGHBORHOOD CRIME REPORT: EAST END

Current 28-Day Period:  
3/23/2025 - 4/19/2025



*\*All information shown here is preliminary and subject to change*

- ▲ Auto Theft
- ★ Burglary/BE
- Personal/Other Theft
- ◆ Theft from Auto
- Agg Assault
- ◆ Rape
- ▲ Robbery
- Strangulation
- ★ Homicides





# Neighborhood Block Report

28-Day Period: ##### - 4/19/2025

EAST END

D2

## Part 1 Property - Personal/Other Theft

Incident No	Offense	Date of Offense	Street Block
2025-INC-006060	Personal/Other Theft	4/5/2025 1:45:00 PM	36XX KELLOGG AVE