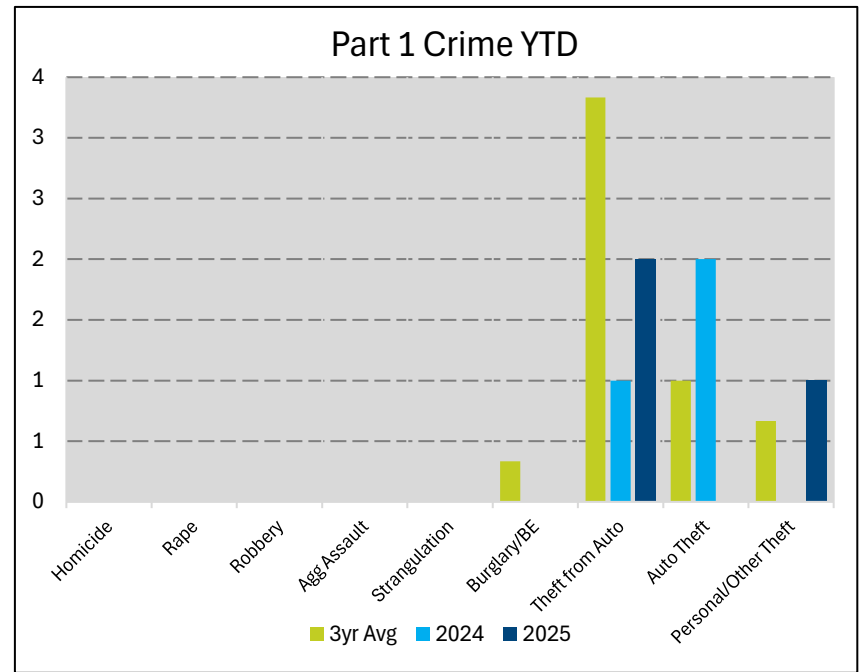
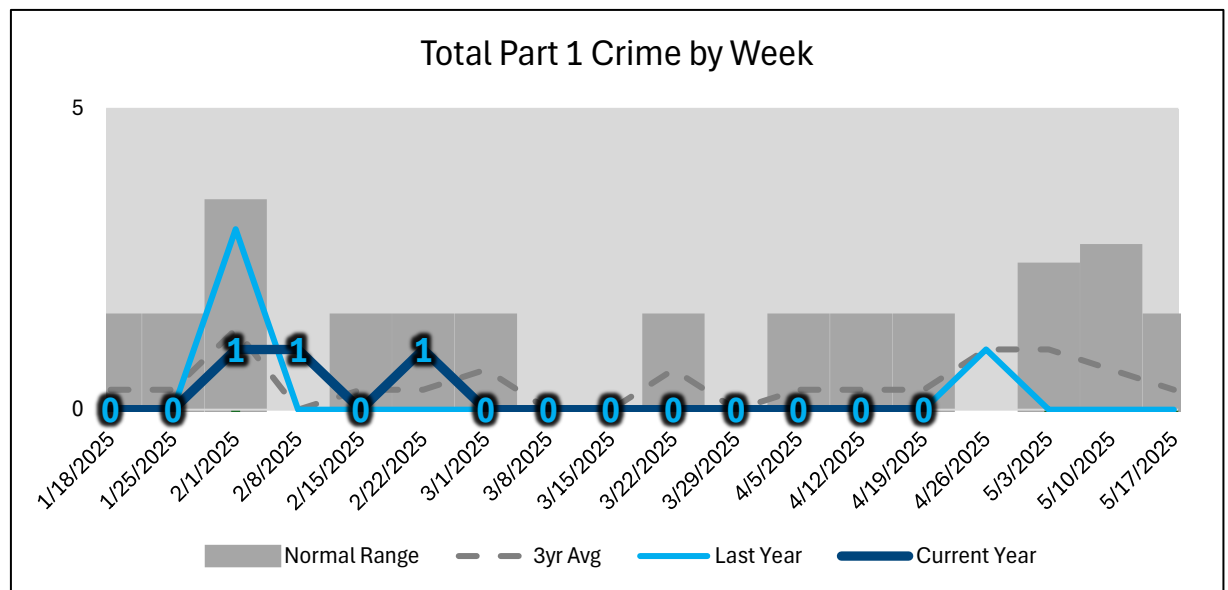


Linwood Neighborhood Report

Part 1 Crime YTD	3yr Avg	2024	2025	% Change: Avg / 25	% Change: 2024 / 2025
Homicide	0.00	0	0	N/C	N/C
Rape	0.00	0	0	N/C	N/C
Robbery	0.00	0	0	N/C	N/C
Agg Assault	0.00	0	0	N/C	N/C
Strangulation	--	0	0	--	N/C
Part 1 Violent	0.00	0	0	N/C	N/C
Burglary/BE	0.33	0	0	-0.33	N/C
Theft from Auto	3.33	1	2	-40.00%	100.00%
Auto Theft	1.00	2	0	-1	-2
Personal/Other Theft	0.67	0	1	50.00%	+1
Part 1 Property	5.33	3	3	-43.75%	N/C
Part 1 Total	5.33	3	3	-43.75%	N/C



Part 1 Crime 28 Day	Last 28 Days	Current 28 Days	% Change
Homicide	0	0	N/C
Rape	0	0	N/C
Robbery	0	0	N/C
Agg Assault	0	0	N/C
Strangulation	0	0	N/C
Part 1 Violent	0	0	N/C
Burglary/BE	0	0	N/C
Theft from Auto	0	0	N/C
Auto Theft	0	0	N/C
Personal/Other Theft	0	0	N/C
Part 1 Property	0	0	N/C
Part 1 Total	0	0	N/C



Current 28-Day Period: 03/23/25 - 04/19/25

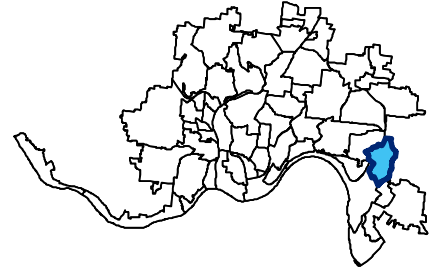
**Statistics are preliminary and subject to further analysis and revision*

****Total Part 1 Crime by Week displays the End Date for each week period**



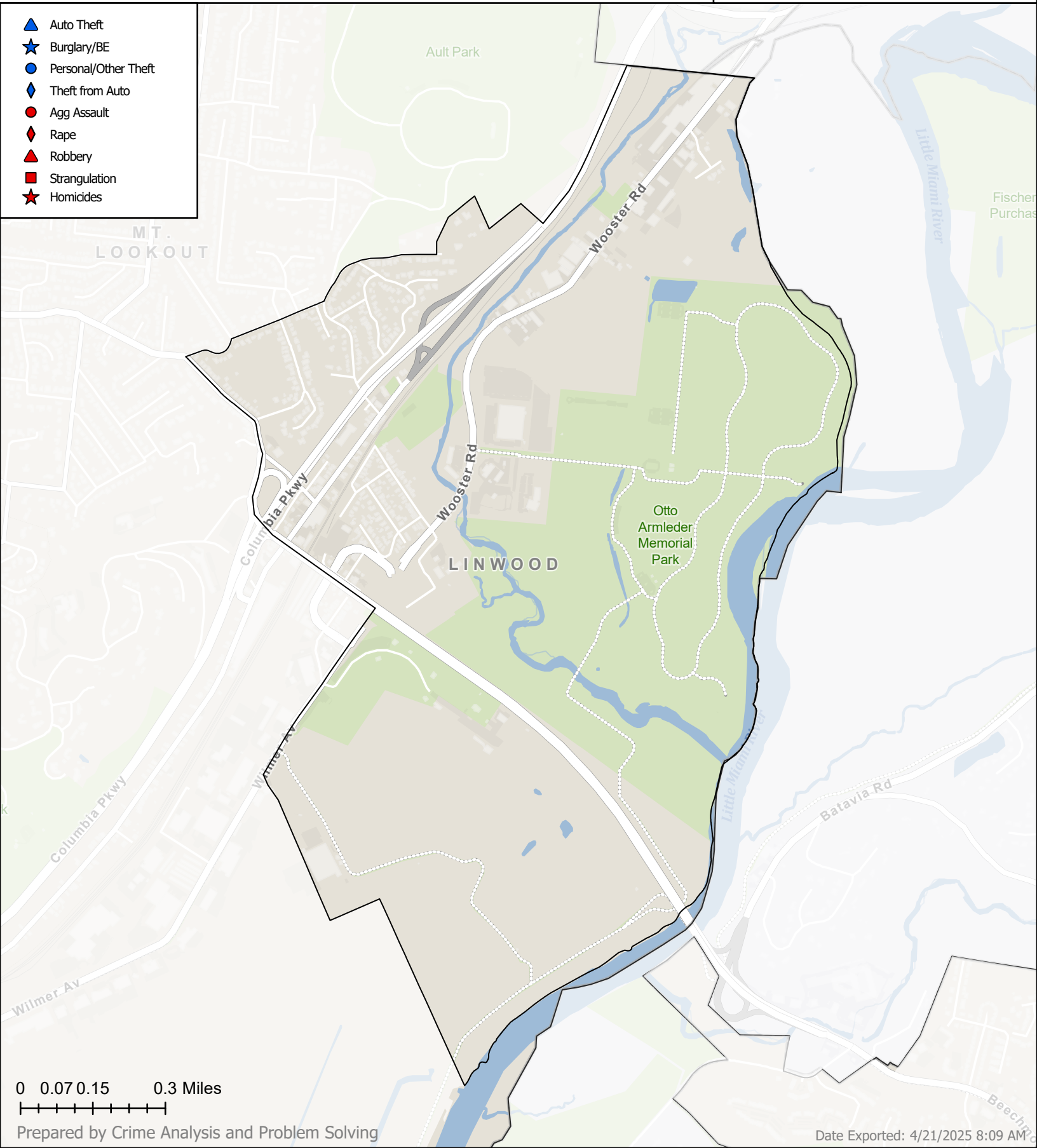
NEIGHBORHOOD CRIME REPORT: LINWOOD

Current 28-Day Period:
3/23/2025 - 4/19/2025



**All information shown here is preliminary and subject to change*

- ▲ Auto Theft
- ★ Burglary/BE
- Personal/Other Theft
- ◆ Theft from Auto
- Agg Assault
- ◆ Rape
- ▲ Robbery
- Strangulation
- ★ Homicides



0 0.07 0.15 0.3 Miles



Neighborhood Block Report

28-Day Period: -

Incident No

Offense

Date of Offense

Street Block