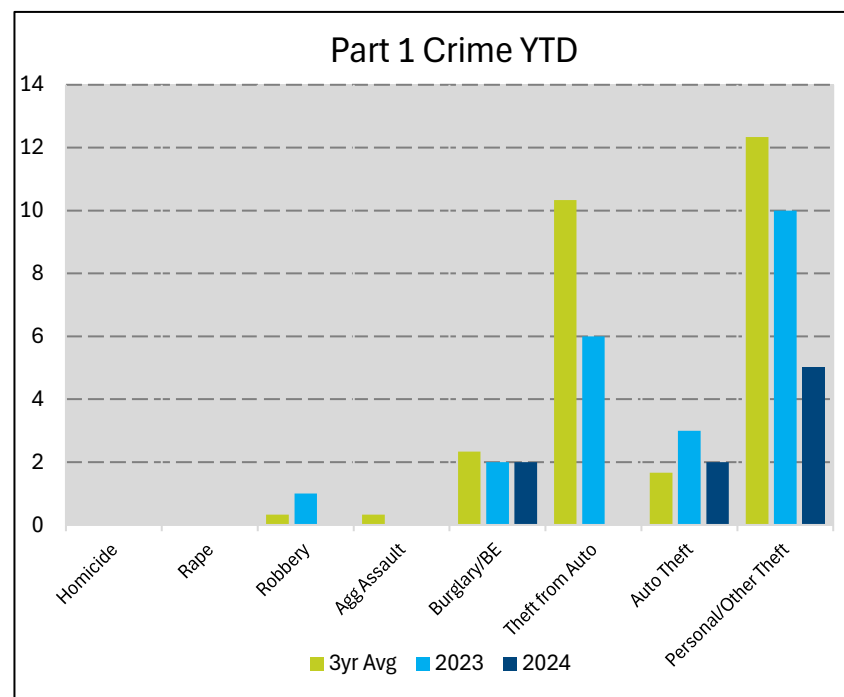
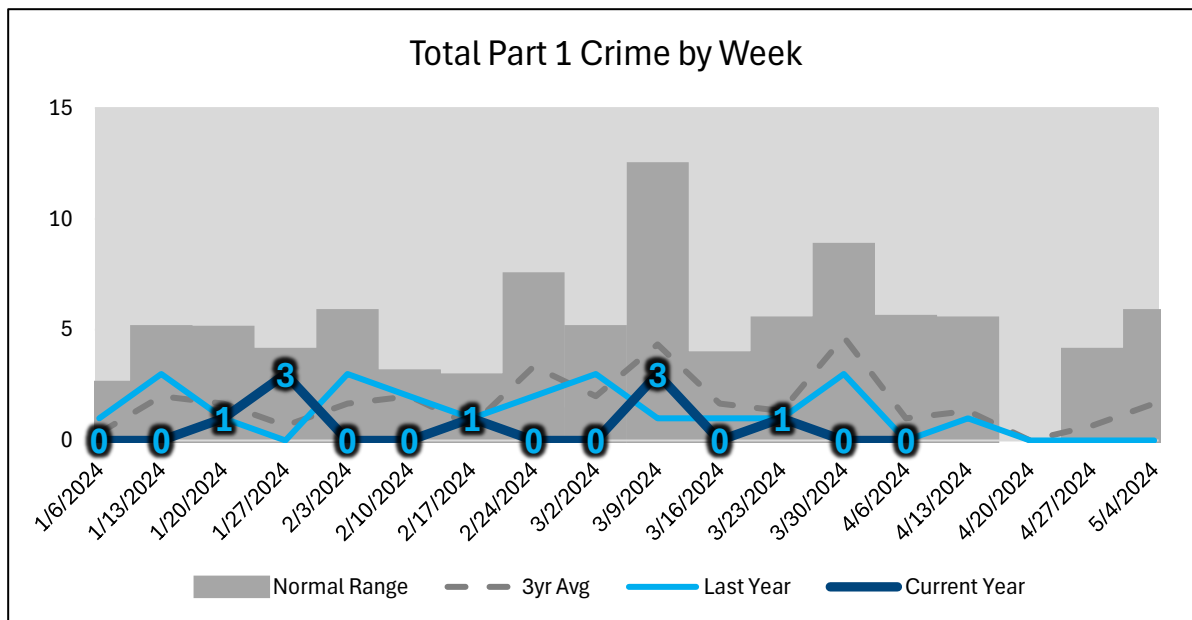


Mount Lookout Neighborhood Report

Part 1 Crime YTD	3yr Avg	2023	2024	% Change: Avg / 24	% Change: 2023/ 2024
Homicide	0.00	0	0	N/C	N/C
Rape	0.00	0	0	N/C	N/C
Robbery	0.33	1	0	-0.33	-1
Agg Assault	0.33	0	0	-0.33	N/C
Part 1 Violent	0.67	1	0	-0.67	-1
Burglary/BE	2.33	2	2	-14.29%	N/C
Theft from Auto	10.33	6	0	-10.33	-6
Auto Theft	1.67	3	2	20.00%	-33.33%
Personal/Other Theft	12.33	10	5	-59.46%	-50.00%
Part 1 Property	26.67	21	9	-66.25%	-57.14%
Part 1 Total	27.33	22	9	-67.07%	-59.09%



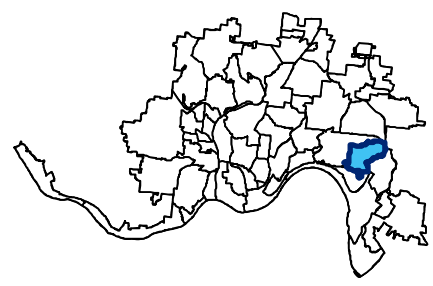
Part 1 Crime 28 Day	Last 28 Days	Current 28 Days	% Change
Homicide	0	0	N/C
Rape	0	0	N/C
Robbery	0	0	N/C
Agg Assault	0	0	N/C
Part 1 Violent	0	0	N/C
Burglary/BE	0	0	N/C
Theft from Auto	0	0	N/C
Auto Theft	1	0	-1
Personal/Other Theft	3	1	-66.67%
Part 1 Property	4	1	-75.00%
Part 1 Total	4	1	-75.00%



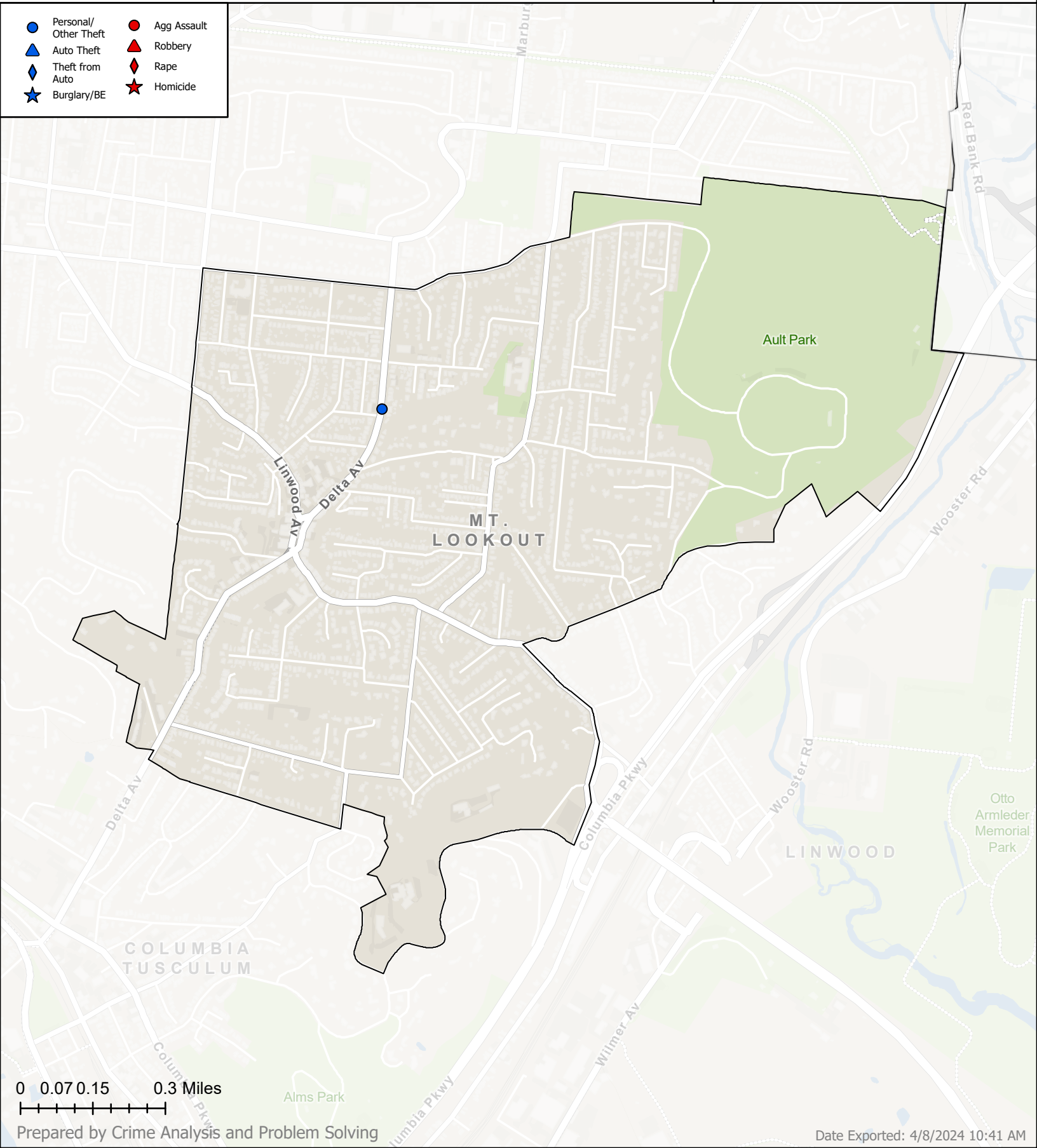


NEIGHBORHOOD CRIME REPORT: MOUNT LOOKOUT


28 Day Reporting Period



**All information shown here is preliminary and subject to change*



0 0.07 0.15 0.3 Miles



4/8/2024
10:58

Neighborhood
Block Report
MOUNT LOOKOUT
District 2

Personal/Other Theft

Incident No	Offense	Date of Offense	Street Block
249C000257	Theft	3/20/2024 7:24:14 PM	12XX DELTA AV