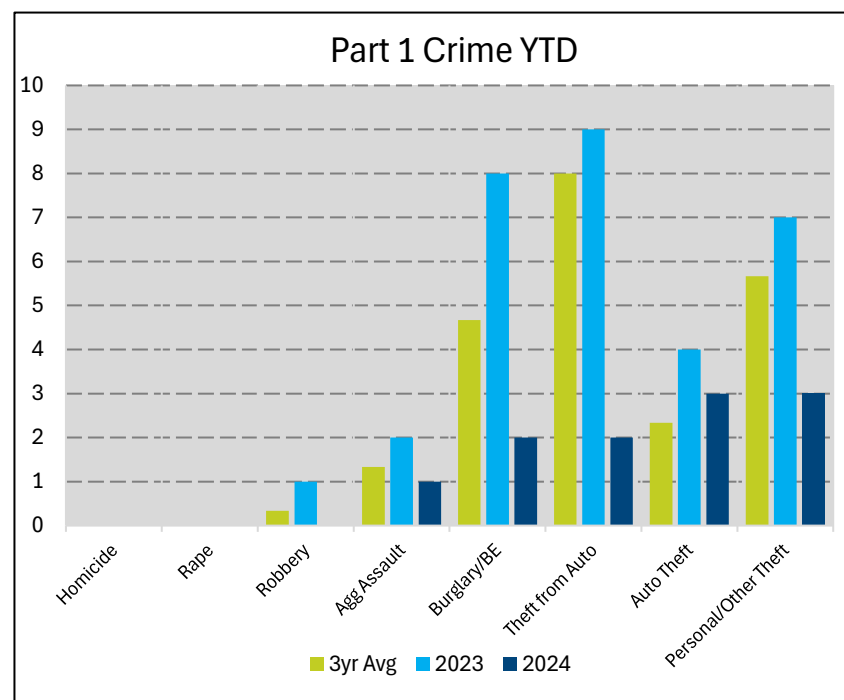
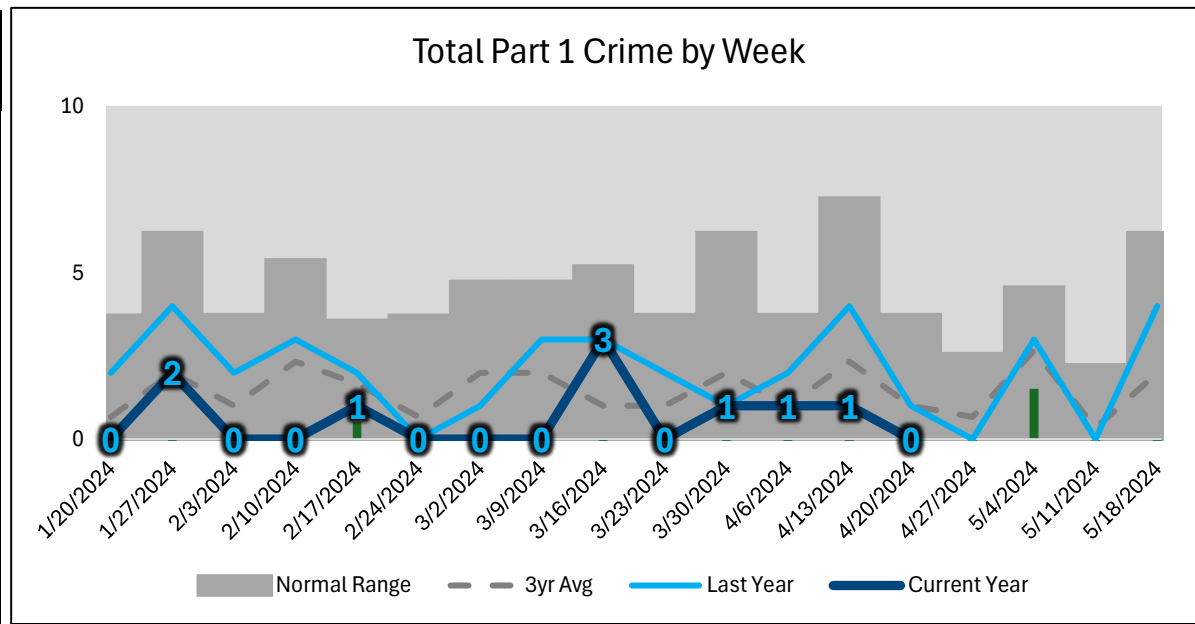


# Lower Price Hill Neighborhood Report

Part 1 Crime YTD	3yr Avg	2023	2024	% Change: Avg / 24	% Change: 2023/ 2024
Homicide	0.00	0	0	N/C	N/C
Rape	0.00	0	0	N/C	N/C
Robbery	0.33	1	0	-0.33	-1
Agg Assault	1.33	2	1	-25.00%	-50.00%
<b>Part 1 Violent</b>	<b>1.67</b>	<b>3</b>	<b>1</b>	<b>-40.00%</b>	<b>-66.67%</b>
Burglary/BE	4.67	8	2	-57.14%	-75.00%
Theft from Auto	8.00	9	2	-75.00%	-77.78%
Auto Theft	2.33	4	3	28.57%	-25.00%
Personal/Other Theft	5.67	7	3	-47.06%	-57.14%
<b>Part 1 Property</b>	<b>20.67</b>	<b>28</b>	<b>10</b>	<b>-51.61%</b>	<b>-64.29%</b>
<b>Part 1 Total</b>	<b>22.33</b>	<b>31</b>	<b>11</b>	<b>-50.75%</b>	<b>-64.52%</b>



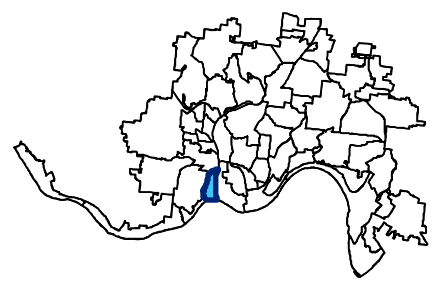
Part 1 Crime 28 Day	Last 28 Days	Current 28 Days	% Change
Homicide	0	0	N/C
Rape	0	0	N/C
Robbery	0	0	N/C
Agg Assault	0	0	N/C
<b>Part 1 Violent</b>	<b>0</b>	<b>0</b>	<b>N/C</b>
Burglary/BE	0	0	N/C
Theft from Auto	0	1	+1
Auto Theft	2	1	-50.00%
Personal/Other Theft	1	1	N/C
<b>Part 1 Property</b>	<b>3</b>	<b>3</b>	<b>N/C</b>
<b>Part 1 Total</b>	<b>3</b>	<b>3</b>	<b>N/C</b>





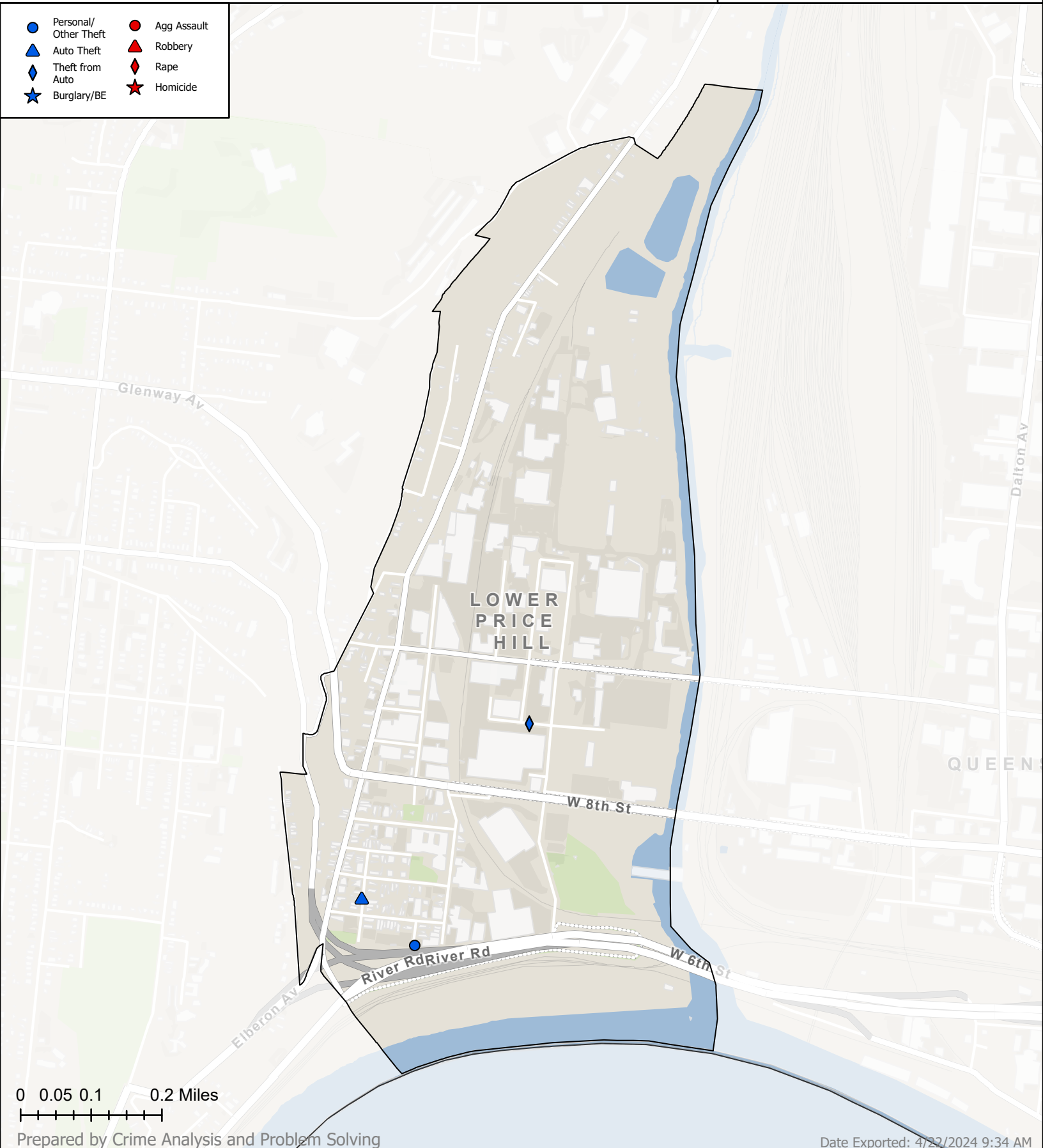
# NEIGHBORHOOD CRIME REPORT: LOWER PRICE HILL

28 Day Reporting Period



*\*All information shown here is preliminary and subject to change*

- |                            |               |
|----------------------------|---------------|
| ● Personal/<br>Other Theft | ● Agg Assault |
| ▲ Auto Theft               | ▲ Robbery     |
| ◆ Theft from<br>Auto       | ◆ Rape        |
| ★ Burglary/BE              | ★ Homicide    |





# Neighborhood Block Report

LOWER PRICE HILL

District 3

4/22/2024  
9:59

## Auto Theft

Incident No	Offense	Date of Offense	Street Block
249008051	Theft	3/29/2024 8:56:00 PM	6XX NEAVE ST

## Personal/Other Theft

Incident No	Offense	Date of Offense	Street Block
249008623	Theft	4/5/2024 10:43:03 AM	6XX CHURCH ST

## Theft from Auto

Incident No	Offense	Date of Offense	Street Block
249008635	Theft	4/11/2024 11:30:00 AM	19XX SOUTH ST