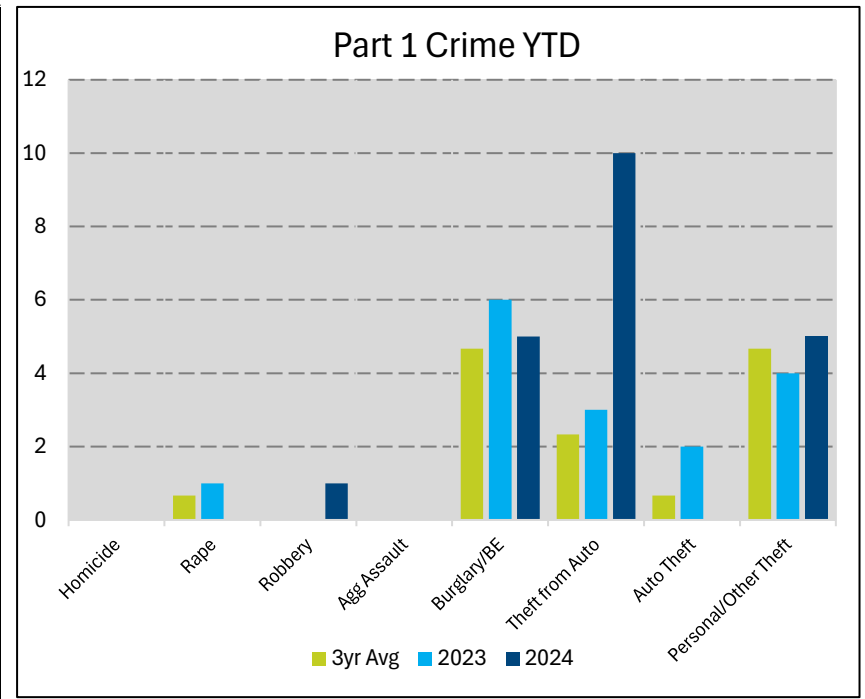
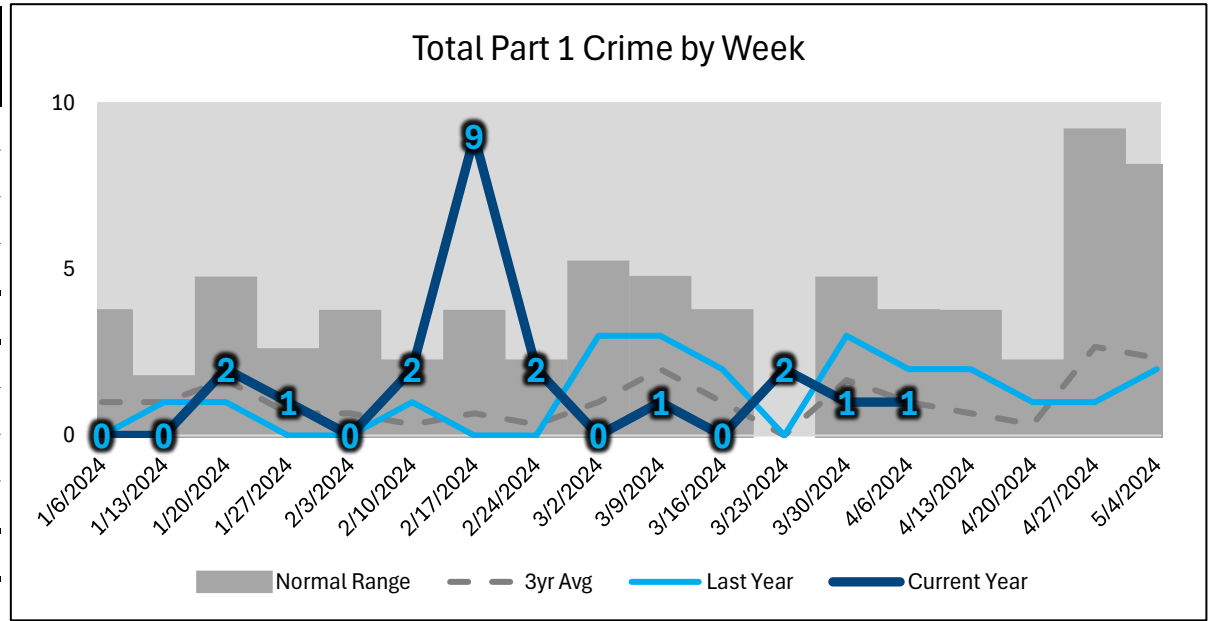


# Riverside Neighborhood Report

Part 1 Crime YTD	3yr Avg	2023	2024	% Change: Avg / 24	% Change: 2023/ 2024
Homicide	0.00	0	0	N/C	N/C
Rape	0.67	1	0	-0.67	-1
Robbery	0.00	0	1	+1	+1
Agg Assault	0.00	0	0	N/C	N/C
<b>Part 1 Violent</b>	<b>0.67</b>	<b>1</b>	<b>1</b>	<b>50.00%</b>	<b>N/C</b>
Burglary/BE	4.67	6	5	7.14%	-16.67%
Theft from Auto	2.33	3	10	328.57%	233.33%
Auto Theft	0.67	2	0	-0.67	-2
Personal/Other Theft	4.67	4	5	7.14%	25.00%
<b>Part 1 Property</b>	<b>12.33</b>	<b>15</b>	<b>20</b>	<b>62.16%</b>	<b>33.33%</b>
<b>Part 1 Total</b>	<b>13.00</b>	<b>16</b>	<b>21</b>	<b>61.54%</b>	<b>31.25%</b>



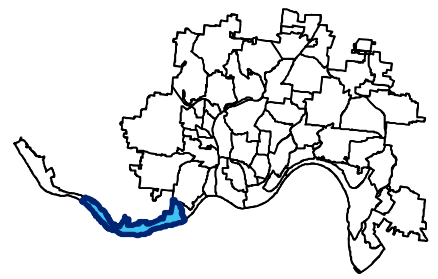
Part 1 Crime 28 Day	Last 28 Days	Current 28 Days	% Change
Homicide	0	0	N/C
Rape	0	0	N/C
Robbery	0	1	+1
Agg Assault	0	0	N/C
<b>Part 1 Violent</b>	<b>0</b>	<b>1</b>	<b>+1</b>
Burglary/BE	2	1	-50.00%
Theft from Auto	8	1	-87.50%
Auto Theft	0	0	N/C
Personal/Other Theft	2	1	-50.00%
<b>Part 1 Property</b>	<b>12</b>	<b>3</b>	<b>-75.00%</b>
<b>Part 1 Total</b>	<b>12</b>	<b>4</b>	<b>-66.67%</b>



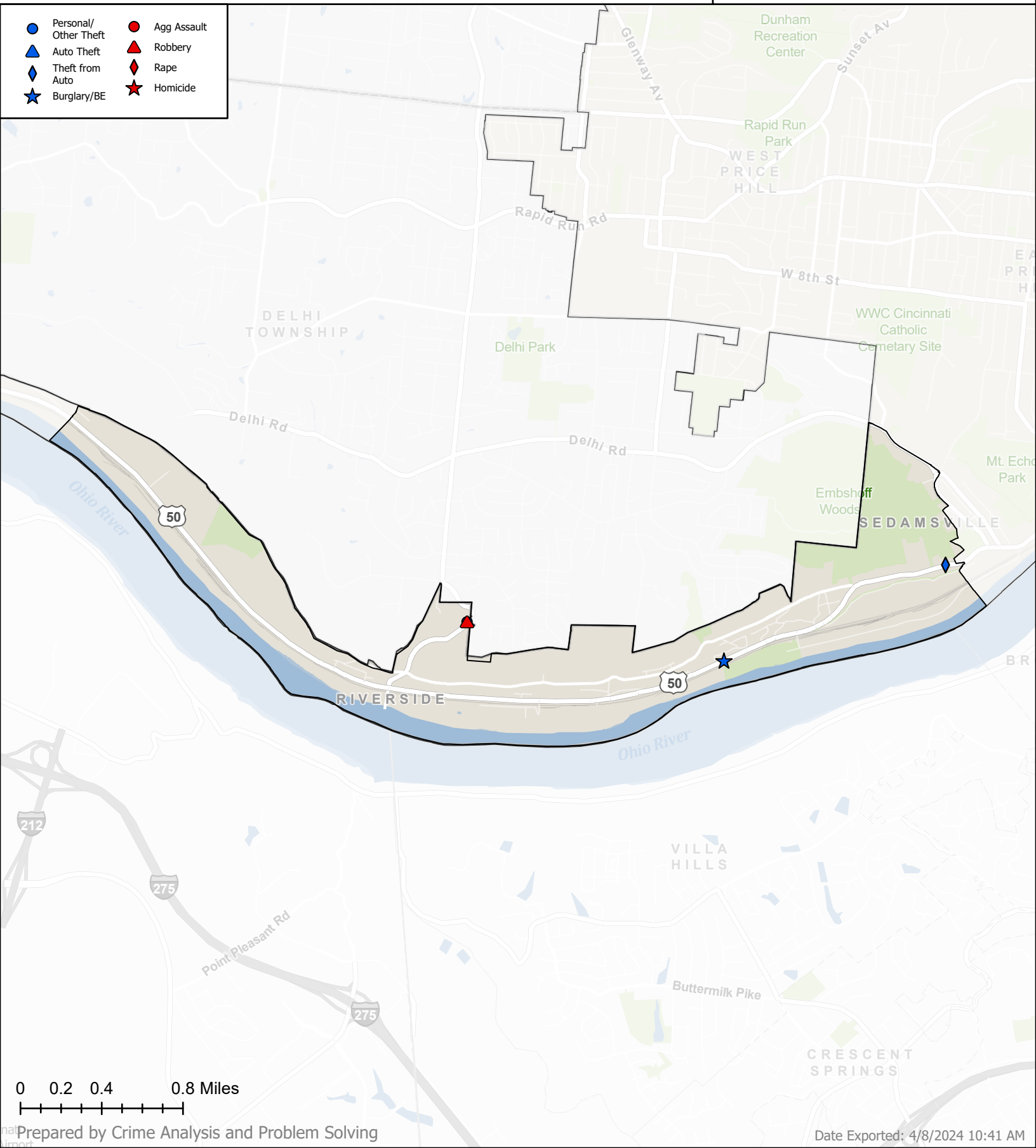


# NEIGHBORHOOD CRIME REPORT: RIVERSIDE

28 Day Reporting Period



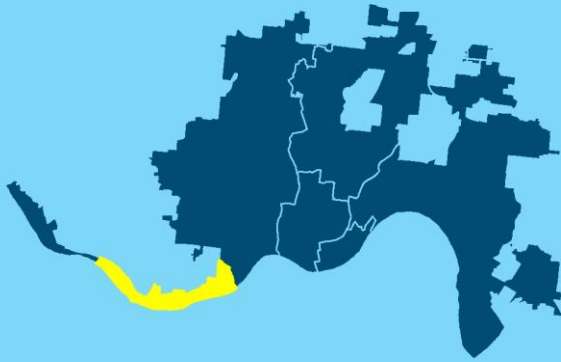
*\*All information shown here is preliminary and subject to change*



# Neighborhood Block Report

4/8/2024

10:58



RIVERSIDE

District 3

## Burglary/BE

Incident No	Offense	Date of Offense	Street Block
249007252	Breaking and Entering	3/20/2024 10:44:00 AM	36XX RIVER RD

## Personal/Other Theft

Incident No	Offense	Date of Offense	Street Block
249008284	Unauthorized Use of Motor Vehicle	4/1/2024 4:53:39 PM	1XX ANDERSON FERRY RD

## Robbery

Incident No	Offense	Date of Offense	Street Block
249007539	Robbery	3/23/2024 7:41:00 PM	1XX ANDERSON FERRY RD

## Theft from Auto

Incident No	Offense	Date of Offense	Street Block
249007671	Theft	3/25/2024 1:49:31 PM	31XX RIVER RD