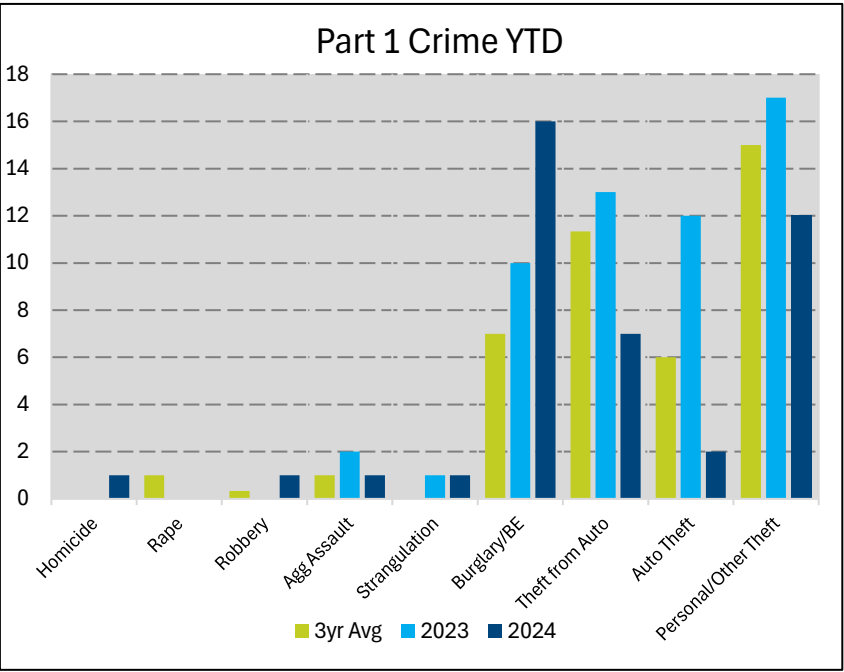
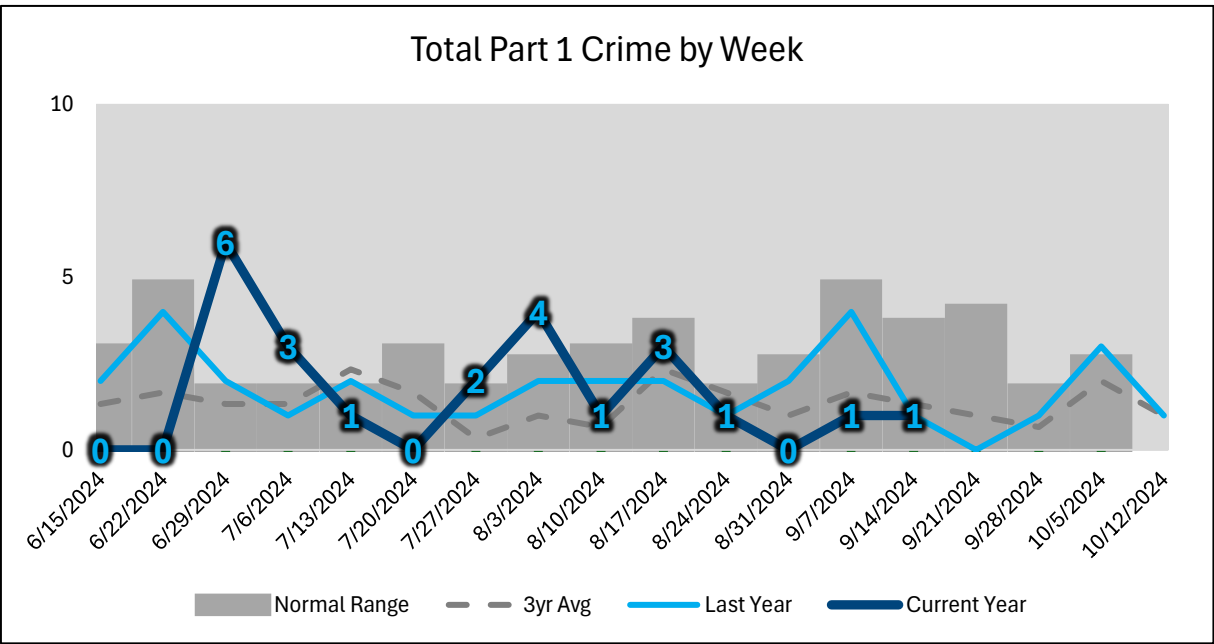


Sayler Park Neighborhood Report

Part 1 Crime YTD	3yr Avg	2023	2024	% Change: Avg / 24	% Change: 2023/ 2024
Homicide	0.00	0	1	N/C	+1
Rape	1.00	0	0	-1	N/C
Robbery	0.33	0	1	200.00%	+1
Agg Assault	1.00	2	1	N/C	-50.00%
Strangulation	--	1	1	--	N/C
Part 1 Violent	2.67	3	4	50.00%	33.33%
Burglary/BE	7.00	10	16	128.57%	60.00%
Theft from Auto	11.33	13	7	-38.24%	-46.15%
Auto Theft	6.00	12	2	-66.67%	-83.33%
Personal/Other Theft	15.00	17	12	-20.00%	-29.41%
Part 1 Property	39.33	52	37	-5.93%	-28.85%
Part 1 Total	42.00	55	41	-2.38%	-25.45%



Part 1 Crime 28 Day	Last 28 Days	Current 28 Days	% Change
Homicide	0	1	+1
Rape	0	0	N/C
Robbery	0	0	N/C
Agg Assault	0	0	N/C
Strangulation	0	0	N/C
Part 1 Violent	0	2	+2
Burglary/BE	6	1	-83.33%
Theft from Auto	1	0	-1
Auto Theft	1	0	-1
Personal/Other Theft	2	1	-50.00%
Part 1 Property	10	2	-80.00%
Part 1 Total	10	4	-60.00%



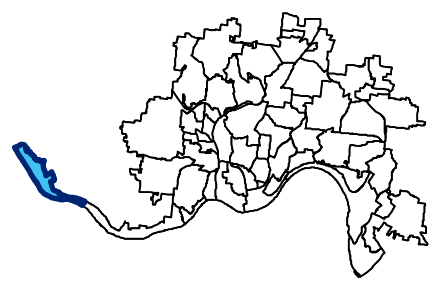
**Statistics are preliminary and subject to further analysis and revision*

****Total Part 1 Crime by Week displays the End Date for each week period**



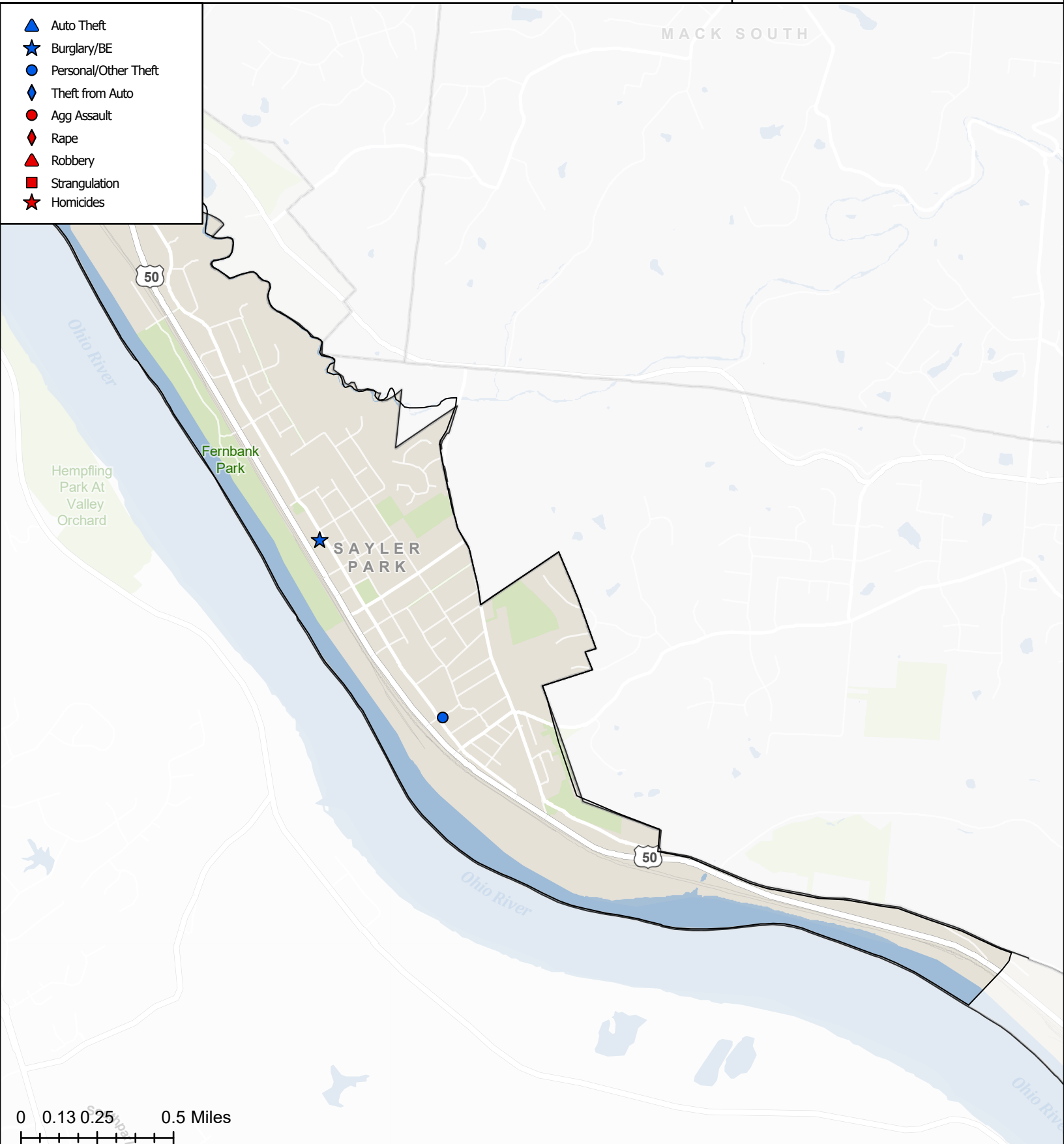
NEIGHBORHOOD CRIME REPORT: SAYLER PARK

28 Day Reporting Period



**All information shown here is preliminary and subject to change*

- ▲ Auto Theft
- ★ Burglary/BE
- Personal/Other Theft
- ◆ Theft from Auto
- Agg Assault
- ◆ Rape
- ▲ Robbery
- Strangulation
- ★ Homicides

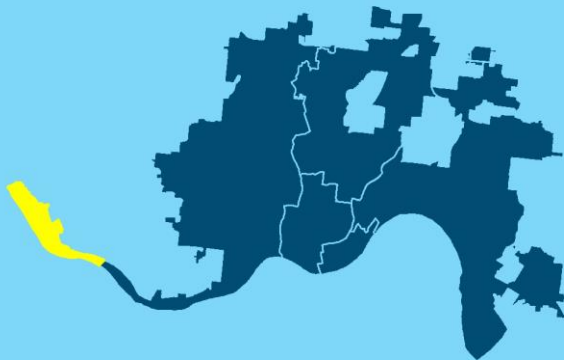


0 0.13 0.25 0.5 Miles

Neighborhood Block Report

SAYLER PARK D3

9/16/2024
7:51



Part 1 Property - Burglary/BE

Incident No	Offense	Date of Offense	Street Block
2024-INC-008456	Burglary/BE	9/10/2024 3:15:00 PM	67XX GRACELY DR

Part 1 Property - Personal/Other Theft

Incident No	Offense	Date of Offense	Street Block
2024-INC-007663	Personal/Other Theft	9/1/2024 6:31:00 PM	63XX GRACELY DR